

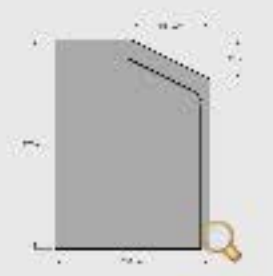


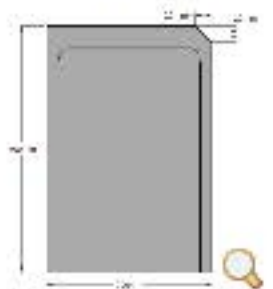
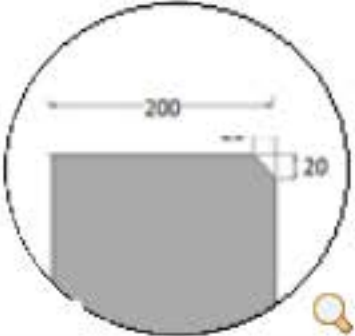


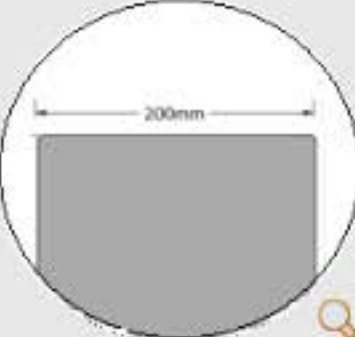



n° article	article	fiche technique & cahier des charges	dimensions (mm) L x l x h	poids kg/pièce	nombre p./paquet	
bordures 20 cm - GRIS BETON						
BORD20X20X100 -20x20 	bordures fasées 20x20 		fiche technique cahier des charges	200 x 200 x 1000	93,80	15
BORD20X27X100 -50x100 	bordures fasées 50x100 		fiche technique cahier des charges	200 x 270 x 1000 Typ IE	125,20	10
BORD20X30X100 -20x20 	bordures fasées 20x20 		fiche technique cahier des charges	200 x 300 x 1000 Typ IB	140,20	10
BORD20X30X100 LISSE 	bordures LISSES 		fiche technique cahier des charges	200 x 300 x 1000	140,50	10