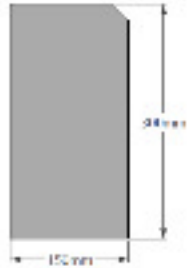
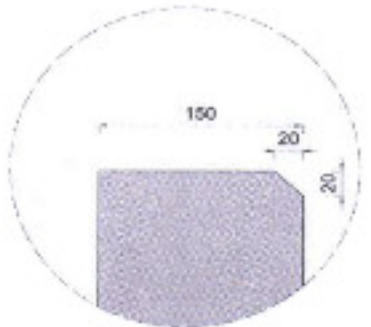



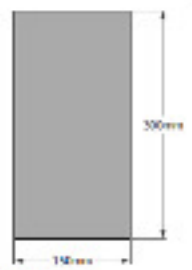






n° d'article	article	dimensions (mm) L x l x h	poids kg/pièce	nombre p./paquet	
bordures 15 cm - GRIS BETON					
 <p data-bbox="101 510 407 599">BORD15X30X100 -20X20</p>	<p data-bbox="700 409 942 504" style="text-align: center;">bordures fasées 20x20</p> 		<p data-bbox="1643 371 1949 476" style="text-align: center;">150 x 300 x 1000 Typ IC2</p>	<p data-bbox="2076 399 2216 447" style="text-align: center;">105.00</p>	<p data-bbox="2382 399 2446 447" style="text-align: center;">10</p>
 <p data-bbox="101 942 407 1037">BORD15X35X100 -20X20</p>			<p data-bbox="1643 790 1949 894" style="text-align: center;">150 x 350 x 1000 Typ IA</p>	<p data-bbox="2076 818 2216 866" style="text-align: center;">122.00</p>	<p data-bbox="2382 818 2446 866" style="text-align: center;">10</p>
 <p data-bbox="101 1342 407 1437">BORD15X30X100 -GLATT</p>	<p data-bbox="726 1247 904 1342" style="text-align: center;">bordures LISSES</p> 		<p data-bbox="1643 1209 1949 1313" style="text-align: center;">150 x 300 x 1000 Typ IC1</p>	<p data-bbox="2076 1237 2216 1285" style="text-align: center;">105.00</p>	<p data-bbox="2382 1237 2446 1285" style="text-align: center;">10</p>
 <p data-bbox="101 1780 407 1875">BORD15X35X100 -GLATT</p>			<p data-bbox="1643 1646 1949 1694" style="text-align: center;">150 x 350 x 1000</p>	<p data-bbox="2076 1646 2216 1694" style="text-align: center;">122.00</p>	<p data-bbox="2382 1646 2446 1694" style="text-align: center;">10</p>